

Technical Accessory Guides (TAGs)

For Associates, Resellers, ISVs and Alliance Partners

Global



Version: Active-Only

Will only show products that are known to be available for sale

Need to provide an update or change?

Contact <mailto:pgw786@zebra.com>



For Internal Use by
PartnerConnect Members Only



ET8X Series Technical Accessory Guide





NOTE: This document is only for general reference. Solutions Pathway and related PMBs should be used for product availability, pricing, and final solution selection.

* Zebra does not endorse or specifically recommend any **third-party products, accessories, or hardware**. ZEBRA DISCLAIMS ANY AND ALL LIABILITY, INCLUDING ANY EXPRESS OR IMPLIED WARRANTIES, WHETHER ORAL OR WRITTEN, FOR SUCH THIRD PARTY PRODUCTS, ACCESSORIES, OR HARDWARE. THE CUSTOMER ACKNOWLEDGES THAT NO REPRESENTATION HAS BEEN MADE BY ZEBRA AS TO THE FITNESS OF THE THIRD-PARTY PRODUCTS, ACCESSORIES, OR HARDWARE FOR THE CUSTOMER'S INTENDED PURPOSE.


Cradles/Docks and Charging

ZEBRA Powered Cradles and Holders (provides device charging and/or communication)

Part Number	Picture	Description	Notes	Required Items
CRD-ET8X-PWRDK1-01		Charge-Only Dock	<ul style="list-style-type: none"> ▶ Base dock includes power module. ▶ Holds tablet in place under extreme vibration and stress - typically in vehicle/fork lift installations. ▶ Barrel-style keylock provides secure vehicle docking. Includes two keys. All locks use a common key. ▶ Easy one-hand release allows for fast "grab and go" transitions between the vehicle, field, and office. ▶ Resistant to water and dust ingress (IP65). ▶ E-Mark certified for 12V vehicle systems. ▶ Supports VESA 100x100, VESA 75x75 hole mounting patterns. ▶ Includes four 10-32 7/8" pan head Phillips screws and nylock nuts for mounting. ▶ Compatible with Rugged Boot, Expansion Back accessories and Companion Keyboard. ▶ All connectors on sides of tablet, camera and integrated barcode scanner remain accessible while in dock. 	Power supply option (see Cradle/Dock Power Supplies section)

<p>CRD-ET8X-VEHDK1-01</p>		<p>Charge/Communication <u>Vehicle</u> Dock</p>	<p>►Enhanced dock adds to Charge-Only dock providing the following features:</p> <ul style="list-style-type: none"> - 7-Port Expander Module (PEM), no Video provides these communication ports: <ul style="list-style-type: none"> - (2) USB-A 3.0/2.0 - (2) USB-A 2.0 - (3) 10/100/1000 Ethernet RJ45, ideal for connecting to in-vehicle surveillance equipment ►Holds tablet in place under extreme vibration and stress - typically in vehicle/fork lift installations. ►Barrel-style keylock provides secure vehicle docking. Includes two keys. All locks use a common key. ►Easy one-hand release allows for fast "grab and go" transitions between the vehicle, field, and office. ►Resistant to water and dust ingress (IP65). ►E-Mark certified for 12V vehicle systems. ►Supports VESA 100x100, VESA 75x75 mounting patterns. ►Includes four 10-32 7/8" pan head Phillips screws and nylock nuts for mounting. ►USB ports capable of providing enough current for DS3608-ER in default full-power mode. ►Compatible with Rugged Boot, Expansion Back accessories and Companion Keyboard. ►All connectors on sides of tablet, camera and integrated barcode scanner remain accessible while in dock. 	<p>Power supply option (see Cradle/Dock Power Supplies section)</p>
<p>CRD-ET8X-OFFDK1-01</p>		<p>Charge/Communication <u>Office</u> Dock</p> 	<p>►Enhanced dock adds to Charge-Only dock providing the following features:</p> <ul style="list-style-type: none"> - 9-Port Expander Module (PEM), with Video which provides: <ul style="list-style-type: none"> - (2) USB-A 3.0/2.0 - (2) USB-A 2.0 - (3) 10/100/1000 Ethernet RJ45 - (2) HDMI Type A for dual monitor support ►Barrel-style keylock provides secure docking. Includes two keys. All locks use a common key. ►Easy one-hand release allows for fast "grab and go" transitions between the field and office. ►Resistant to water and dust ingress (IP65). ►Supports VESA 100x100, VESA 75x75 mounting patterns. ►Dock is mounted on Dock Stand ►USB ports capable of providing enough current for DS3608-ER in default full-power mode. ►Compatible with Rugged Boot, Expansion Back accessories and Companion Keyboard. ►All connectors on sides of tablet, camera and integrated barcode scanner remain accessible while in dock. 	<p>Power supply option (see Cradle/Dock Power Supplies section)</p>

CRD-ET8X-M-7PEM1-01	A black, rectangular module with a vertical orientation. It has a small connector on the left side and a larger, more complex connector on the right side. The top edge has several small, gold-colored pins or connectors.	7-Port Expansion Module (PEM)	<p>► Module can be used to field upgrade Charge-Only Dock to provide communications ports and convert to Vehicle Dock (CRD-ET8X-VEHDK1-01).</p> <p>► Module provides the following ports:</p> <ul style="list-style-type: none"> - (2) USB-A 3.0/2.0 - (2) USB-A 2.0 - (3) 10/100/1000 Ethernet RJ45, ideal for connecting to in-vehicle surveillance equipment <p>► Includes mounting screws for attaching to dock.</p>	Charge-Only Dock (CRD-ET8X-PWRDK1-01)
CRD-ET8X-M-9PEM1-01	A black, rectangular module similar to the 7-Port version, but with additional ports on the right side, including what appears to be an HDMI port for video output.	9-Port Expansion Module (PEM), with Video	<p>► Module can be used to field upgrade Charge-Only Dock to provide communications ports and convert to Office Dock (CRD-ET8X-OFFDK1-01).</p> <p>► Module provides the following ports:</p> <ul style="list-style-type: none"> - (2) USB-A 3.0/2.0 - (2) USB-A 2.0 - (3) 10/100/1000 Ethernet RJ45, ideal for connecting to in-vehicle surveillance equipment - (2) HDMI Type A for dual monitor support <p>► Includes mounting screws for attaching to dock.</p>	Charge-Only Dock (CRD-ET8X-PWRDK1-01)
CRD-ET8X-M-PTA1-01	A black, L-shaped module. The longer arm has several connectors, and the shorter arm has a single connector. It is designed to be attached to the side of a dock.	Pass Through Antenna (PTA) Module	<p>► Module can be used to field upgrade Docks to provide the following antenna connections:</p> <ul style="list-style-type: none"> - MIMO WWAN and GPS (3 connections) - GPS antenna pass-through connection for improved in-vehicle signal strength and throughput. <p>► Includes mounting screws for attaching to dock.</p> <p>► Requires ET8X configuration with pass-through antenna connector option.</p>	► External antennas and cables - see Mobile Mark antenna below.
CRD-ET8X-M-PEMCV1-01	A black, rectangular cover with a slightly raised edge. It is designed to fit over the expansion module and its connectors. A smaller image shows the cover being attached to a dock with a PEM module.	Port Expander Cover	<p>► Cover used to protect Port Expander Module (PEM) connectors and connected cables on Vehicle or Office docks.</p> <p>► Cover includes three thumb-screws for securing to the PEM.</p>	




CRD-ET8X-M-FAN1-01		Dock Fan Module	<ul style="list-style-type: none"> ► Module attaches to dock and provides additional cooling and ventilation when used in extreme climates. Examples include non-air conditioned vehicles ► Thermostat in module activates fan at 30° C/86° F. ► Compatible with all Dock options and SKUs. 	
--------------------	---	-----------------	--	--






Third Party Powered Cradles and Holders (provides device charging and/or communication)



Part Number	Picture	Description	Notes	Required Items
Gamber Johnson (3rd party) * (various SKUs) http://www.gamberjohnson.com		Gamber Johnson SLIM series Cradles	<ul style="list-style-type: none"> ► Cradle for for Vehicle/Forklift/Wall installations ► Various Cradle options: <ul style="list-style-type: none"> - Charge and dual USB, ports each provide 1.5A current while powered (can support DS3608-ER in full power mode) - Charge and dual USB + antenna pass-through. ► Keyed lock for security and theft deterrence ► Forward facing docking latch/release for easy one-handed operation. ► VESA 75 mm mounting patterns; ► MIL-STD 810H shock/vibration, RoHS FCC, CE, and SAE J1455 crash certifications ► Not compatible with ET8X expansion back accessories (rotating hand strap, etc.). ► Requires Rugged Boot to be installed on ET8X. 	<p><u>To Power Cradle:</u> Via vehicle: ► 3rd party Lind power supply, available from Gamber Johnson for 12-32 VDC, 20-60 VDC, 72-110 VDC</p> <p>Via wall outlet: ► 3rd party Lind AC power supply, available from Gamber Johnson</p> <p>► ET8X must use Rugged Boot (SG-ET8X-BOOT1-01)</p>
RAM (3rd party) * (various SKUs) https://www.rammount.com		RAM Vehicle Cradles	<ul style="list-style-type: none"> ► Cradle/Holders for ET8X for Vehicle/Forklift/Wall installations ► Compatible with devices with or without Expansion Back accessories installed. Also compatible with tablets with or without Boot installed. ► Compatible when the optional 2-in-1 Keyboard is attached to tablet. ► Various Cradle options: <ul style="list-style-type: none"> - Passive only (holds device) - Charge-Only - Charge and single USB option - single port (for Printer, Keyboards, mouse, scanners) - Charge and dual USB option - (for Printer, Keyboards, mouse, scanners) - Key Locking or combination lock options ► The USB port(s) provide 900mAh current (can power DS3608-ER in default full power mode). 	<p>► For Charging: See RAM website for power supply options.</p> <p>► For Mounting: Compatible with C and D size RAM® 4-hole AMPS and 75mm x 75mm VESA pattern bases for attaching a double socket arm; ball and socket technology allows for near-infinite adjustability</p>

Other Charging and Storage options




Part Number	Picture	Description	Notes	Required Items
-------------	---------	-------------	-------	----------------

Tripp Lite (3rd party) * CSC16AC http://www.tripplite.com		Tripp Lite Charging Cabinet	<ul style="list-style-type: none"> ▶ Portable, stackable charging cabinet from is the ideal solution for charging, storing and managing tablets. ▶ Conveniently stores, charges, and secures up to 16 L10 tablets or 8 L10 tablets with accessories. ▶ Secures devices in locking, vented steel cabinet with cart option ▶ Protective shelf with removable dividers and cord management ▶ Supports mounting to wall, desk, table, counter or floor ▶ The perfect charging solution for education, healthcare, and hospitality industries. 	
Global Industrial (3rd party) * T9F670051 http://www.globalindustrial.com/		Global Industrial Charging Cabinet	<ul style="list-style-type: none"> ▶ Portable, stackable charging cabinet from is the ideal solution for charging, storing and managing tablets. ▶ Conveniently stores, charges, and secures up to 16 ET8X tablets or 8 ET8X tablets with accessories. ▶ The perfect charging solution for education, healthcare, and hospitality industries. 	
Battery Charging				
Part Number	Picture	Description	Notes	Required Items
SAC-ET5X-4PPK1-01		Four-Slot PowerPack Battery Charger	<ul style="list-style-type: none"> ▶ Charges up to 4 PowerPack batteries (BTRY-ET8X-PRPK1-01) ▶ Can be used standalone or can be mounted to ShareCradle system 	<ul style="list-style-type: none"> ▶ Power Supply (PWR-BGA12V50W0WW) ▶ DC Line Cord (CBL-DC-388A1-01) ▶ AC Line Cord (23844-00-00P or country specific version)
Communication Cables				
Part Number	Picture	Description	Notes	Required Items
CBL-ET8X-E1-01		Ethernet Adapter Cable	<ul style="list-style-type: none"> ▶ Cable adds Gigabit Ethernet port to the ET8X tablet. ▶ Connects to the Expansion Input Port (mini-HDMI type connector) on the side of the tablet. ▶ Includes options to secure cable to tablet via screws or via tool-less screws for easier removal. 	
CBL-ET8X-SER1-01		True Serial Adapter Cable	<ul style="list-style-type: none"> ▶ Cable adds true Serial capability to the ET8X. ▶ Connects to the Expansion Input Port (mini-HDMI type connector) on the side of the tablet. ▶ Includes options to secure cable to tablet via screws or via tool-less screws for easier removal. 	

CBA-UF6-C09ZAR		ET8X to 36xx Series Scanner Cable (USB), 9 ft.	<ul style="list-style-type: none"> ▶ Cable rated for 1.2A current ▶ Coiled cable is 9 ft long when extended and is about 5 ft. long when un-extended. ▶ Rated to -30°C for freezer environment use. ▶ When connected to STB3678/FLB3678, will charge a fully depleted battery in about 4.5 hours if host USB port is BC 1.2 compatible or about 10.5 hours for USB 2.0 host ports. ▶ ET8X's side USB port and docking stations are capable of powering DS3608-ER in default full power mode. 	
CBA-UF6-C12ZAR		ET8X to 36xx Series Scanner Cable (USB), 9 ft.	<ul style="list-style-type: none"> ▶ Cable rated for 1.2A current ▶ Coiled cable is 9 ft long when extended (even though SKU indicates 12 ft.) and is about 5 ft. long when un-extended. Use CBA-UF8-C12ZAR for a true 12 ft. length cable. ▶ Rated to -30°C for freezer environment use. ▶ When connected to STB3678/FLB3678, will charge a fully depleted battery in about 4.5 hours if host USB port is BC 1.2 compatible or about 10.5 hours for USB 2.0 host ports. ▶ ET8X's side USB port and docking stations are capable of powering DS3608-ER in default full power mode. 	
CBA-UF6-C09ZAR-KIT ▶ Discontinued 12/2023 - see PMB 11157				
CBA-UF8-C12ZAR		ET8X to 36xx Series Scanner Cable (USB), 12 ft.	<ul style="list-style-type: none"> ▶ Cable rated for 1.2A current ▶ Coiled cable is 12 ft long when extended ▶ Rated to -30°C for freezer environment use. ▶ When connected to STB3678/FLB3678, will charge a fully depleted battery in about 4.5 hours if host USB port is BC 1.2 compatible or about 10.5 hours for USB 2.0 host ports. ▶ ET8X's side USB port and docking stations are capable of powering DS3608-ER in default full power mode. 	
CBA-U61-S07ZAR		ET8X to 36xx Series Scanner Cable (USB-C Connector)	<ul style="list-style-type: none"> ▶ Connects to USB-C port on side of ET8X tablets. ▶ Cable rated for 1.2A current ▶ Straight cable is 7 ft. long. ▶ When connected to STB3678/FLB3678, will charge a fully depleted battery in about 4.5 hours if host USB port is BC 1.2 compatible or about 10.5 hours for USB 2.0 host ports. 	
CBA-U12-C09ZAR		Generic Cable to Scanners 34xx/35xx Cable (USB)	<ul style="list-style-type: none"> ▶ 9 ft long when extended 	





CBA-U09-C15ZAR		Generic Cable to Scanners 34xx/35xx Cable (USB)	► 15 ft long when extended	
P1031365-055		ZQ6/QLn Series Printer USB Cable	► Connects to USB port on ET8X ► 6 ft. straight cable	


Expansion Back Accessories and Attachments

Part Number	Picture	Description	Notes	Required Items
ZBK-ET5X-10RH1-01		Expansion Back with Rotating Hand strap	► Replaces existing battery door and screws down to back of tablet. ► Cap/Plug covers Powerpack battery compartment. Remove cap if using optional Powerpack battery (BTRY-ET8X-PRPK1-01)	
ZBK-ET8X-SMARTCARD-01 ZBK-ET8X-SMARTCARD-1T (TAA compliant)		Expansion Back with Smartcard Reader	► Adds enhanced device security and chip card reading. ► Replaces existing battery door and screws down to back of tablet. ► Cap/Plug covers Powerpack battery compartment. Remove cap if using optional Powerpack battery (BTRY-ET8X-PRPK1-01).	
ZBK-ET8X-KICKSTAND-01		Kickstand Bracket	► Kickstand provides adjustable viewing angle, keeping the tablet upright for easy reading and touch while in the field. ► Kickstand folds away for mobility. ► Bracket is installed on top of Expansion Back accessory. Includes four screws which replace the screws included with the Expansion Back accessory.	Expansion Back with Rotating Handstrap (ZBK-ET5X-10RH1-01) or Expansion Back with Smart Card (ZBK-ET8X-SMARTCARD-01)

Soft Goods

Part Number	Picture	Description	Notes	Required Items
-------------	---------	-------------	-------	----------------





SG-ET8X-BOOT1-01		Rugged Boot	<ul style="list-style-type: none"> ▶ Boot easily snaps on/off tablet. ▶ Increases drop spec to 5 ft. (1.5m) ▶ Compatible with Cradle/Docks, Expansion Back accessories and Companion Keyboards. ▶ Includes tether points to attach optional Handle Strap or Shoulder Strap. ▶ Boot covers the tablet's two USB-A and one USB-C ports, but includes a flap with captive screw to prevent access to the ports. 	
SG-ET8X-HANDLE1-01		Soft Handle	<ul style="list-style-type: none"> ▶ Integrated handle attaches to the top of the tablet. ▶ Allows users to carry the tablet without the worry of dropping it. ▶ Handle is manufactured with smooth durable soft rubber, providing maximum grip without sacrificing comfort. ▶ Handle includes a stylus storage slot and tether for stylus (stylus sold separately). ▶ Attaches to Rugged Boot via fabric straps ▶ Also includes tether point for Shoulder Strap to allow both the Soft Handle and Shoulder Strap to be used at the same time. 	Rugged Boot (SG-ET8X-BOOT1-01)
SG-ET8X-SHLDR1-01		Shoulder Strap	<ul style="list-style-type: none"> ▶ Allows for carrying the ET8X series long distances while freeing up hands. ▶ Attaches to Rugged Boot via fabric straps or can be attached directly to Soft Handle (SG-ET8X-HANDLE1-01). 	Rugged Boot (SG-ET8X-BOOT1-01)
SG-ET5X-RHTP1-01		Replacement Rotating Hand Strap for Expansion Back	<ul style="list-style-type: none"> ▶ Replaces the hand strap included on Expansion Back with Rotating Hand Strap. 	Expansion Back (ZBK-ET5X-10RH1-01)

<p>InfoCase (3rd party) *</p> <p>FM-SNP-ET8X-HSTP</p> <p>contacts: commercial@infocase.com</p> <p>https://www.infocase.com</p>		<p>InfoCase Rugged Case with Elastic Handstrap</p>	<ul style="list-style-type: none"> ► Clear polycarbonate shell ► Closed back for added device protection. ► Includes four corner anchor points allowing the use of additional accessories like shoulder straps and soft handles. ► Compatible with Companion Keyboard. Not compatible with Expansion Back accessories. Compatibility with other accessories (i.e. vehicle docks) has not been validated. 	
---	---	--	---	--





Vehicle Mounting Hardware and Accessories

see additional mounting options in the Common Mounting Systems TAG

NOTE: When using RAM Mount hardware ET8X series should use D-size (2.25") ball mounts

Part Number	Picture	Description	Notes	Required Items
<p>Mobile Mark (3rd party) *</p> <p>LTMG9313C3C3CW3CG2C WHT180SP580 (bolt/surface mounting)</p> <p>MLTMG9313C3C3CW3CG2 CWT180SP580 (magnetic mount)</p> <p>(C in SKU denotes normal SMA for all connectors)</p> <p>https://www.mobilemark.com</p>		<p>Mobile Mark LTMG931 series Global Cellular, WiFi, GPS External Antenna</p>	<ul style="list-style-type: none"> ► Typically used with Vehicle Dock and Pass-Through Antenna Module (CRD-ET8X-M-PTA1-01). ► The 5-cable LTM series antennas include three Cellular antennas, one WiFi antenna and one GPS antenna. ► Antenna is ideal for fleet management systems that combine GPS with a broadband cellular modem as well as WiFi. ► Designed to cover cellular frequencies worldwide. Covers: 694-960 & 1710-3700 MHz. ► Measures 5.5" (140 mm) in diameter with a low profile of 2.38" (60.4 mm). Takes up significantly less space than multiple antennas. ► Antenna versions available for surface mounting or magnetic mounting. 	<p>Dock with Pass-Through Antenna Module (CRD-ET8X-M-PTA1-01)</p>
<p>Mobile Mark (3rd party) *</p> <p>MGRM3-2400-1C-BLK-120</p> <p>https://www.mobilemark.com</p>		<p>Mobile Mark WiFi Only antenna</p>	<ul style="list-style-type: none"> ► External antenna may provide additional WiFi coverage in challenging environments. ► Antenna supports 2.4Ghz only. ► Magnetic mount can easily be installed on top of forklift cab. ► Antenna cable length is 6 ft. 	<ul style="list-style-type: none"> ► Dock with Pass-Through Antenna Module (CRD-ET8X-M-PTA1-01) ► Must install antenna port terminators on the remaining four unused Vehicle Dock ports (Amphenol RF 132360).
<p>Amphenol RF (3rd party) *</p> <p>132360</p> <p>https://www.amphenolrf.com</p>		<p>SMA Antenna Terminator for Vehicle Dock, 50 Ohm</p>	<ul style="list-style-type: none"> ► 4 terminators are required to cap the unused ports of the Pass-Through Antenna Module (CRD-ET8X-M-PTA1-01) when using the WiFi-only antenna (MGRM3-2400-1C-BLK-120) 	
<p>RAM-D-246U (3rd party) *</p> <p>https://www.rammount.com</p>		<p>RAM VESA Plate Base - D size</p>	<ul style="list-style-type: none"> ► RAM D-size (2.25") ball connected to a 4.75" square plate with 4x100mm holes and 4x75mm holes in each corner. 	




350025		RAM Forklift mounting Kit	<ul style="list-style-type: none"> ► Typically used to mount ET8X Docks to forklifts ► Includes VESA Base Plate (RAM-D-246U), Double Socket Medium 8.44" Arm (RAM-D-201U) and Clamp Base (RAM-D-247U-25) ► Uses RAM P/N RAM-D-246U, RAM-D-201U, RAM-D-247U-25 	
CRD-ET8X-M-KBBKW1-01		Keyboard Support Bracket, Wide Profile	<ul style="list-style-type: none"> ► Attaches to rear of Zebra docks and provides these hole pattern for mounting external keyboards: <ul style="list-style-type: none"> - VESA 75mm x 75mm - AMPS 38mm x 30mm vertical - AMPS 30mm x 38mm horizontal ► Hole patterns for attaching to docking cradles include: <ul style="list-style-type: none"> - VESA 100mm x 100mm - VESA 100mm x 50mm - VESA 75mm x 75mm ► Bracket provides a full shelf to support keyboard vs. CRD-ET8X-M-KBBK1-01. ► Can also be used with Companion Keyboards to add additional support for keyboard. 	
CRD-ET8X-M-KBBK1-01		Keyboard Support Bracket, Narrow Profile	<ul style="list-style-type: none"> ► Attaches to rear of Zebra docks and provides these hole pattern for mounting external keyboards: <ul style="list-style-type: none"> - VESA 75mm x 75mm - AMPS 38mm x 30mm vertical - AMPS 30mm x 38mm horizontal ► Hole patterns for attaching to docking cradles include: <ul style="list-style-type: none"> - VESA 100mm x 100mm - VESA 100mm x 50mm - VESA 75mm x 75mm ► Can also be used with Companion Keyboards to add additional support for keyboard. 	
Misc				
Part Number	Picture	Description	Notes	Required Items
SCP_ET8X-3PACKWITHTABS (pack of 3) SCP_ET8X-25PACKWITHTABS (pack of 25)		Screen Protector	<ul style="list-style-type: none"> ► Shatter-Resistant Screen Protector film is an anti-glare, thin protective film providing abrasion resistance, slide resistance and a coating designed to reduce reflections and give a clear, sharp display view - even in brightly-lit conditions. ► This is an optional screen protector. Normally not included on ET8X units. 	





SG-ET8X-STYLUS1-01		Active Pen/Stylus	<ul style="list-style-type: none"> ► Allows for a large range of pressure sensitivity, tilt detection and hover capability. ► Supports Microsoft Pen Protocol (MPP) 2.0 ► Uses one AAAA battery, included. ► Stylus can be tethered to tablet with Coiled Tether (SG-ET5X-SLTETR-01) or can be secured to tablet with Pen Loop Holder or inserted into Handle (SG-ET8X-HANDLE1-01) 	
SG-ET5X-SLTETR-01		Coiled Tether for Stylus		
SG-ET8X-PENLOOP1-01		Stylus Holder Loop	<ul style="list-style-type: none"> ► Loop attaches to rear of tablet and allows stylus to be mounted on the side of tablet. ► Compatible with Rugged Boot and docks. 	 
400015		Screen Cleaner	2 oz bottle	





Power Cords/Power Supplies

AC Cords and Power Supplies for connecting directly to tablet

Part Number	Picture	Description	Notes	Required Items
-------------	---------	-------------	-------	----------------

PWR-BGA15V45W-UC2-WW		AC Power Supply	<ul style="list-style-type: none"> ► Connects to USB-C port on ET8X. ► Output: 15V, 3A, 45W ► Uses IEC 320 C5 style AC Line Cord ► NOTE: Power Supply is not included with ET8X. Order this item if ET8X needs to be charged outside of docking stations. 	AC Line Cord (450040 or region specific version)
450040 (for US) 450047 (for Australia/New Zealand) 450042 (for EU) 450041 (for UK) 50-CBL-L10-ARGGRND (for Argentina) 50-CBL-L10-BRAZIL (for Brazil) ACC-L10LINECORD-IN (for India) ACC-L10LINECORD-TW (for Taiwan) ACC-L10LINECORD-JP (for Japan) ACC-L10LINECORD-CN (for China)		AC Line Cord for Power Supply	<ul style="list-style-type: none"> ► IEC 320 C5 style Cord 	
Cradle/Dock Power Supplies				
Part Number	Picture	Description	Notes	Required Items
450020		AC Power Supply for Cradles/Docks	<ul style="list-style-type: none"> ► Used with all ET8X powered docks. ► 14V output, 5.5 x 2.5mm barrel jack connector. 	AC Line Cord (450040 or region specific version)

450040 (for US) 450047 (for Australia/New Zealand) 450042 (for EU) 450041 (for UK) 50-CBL-L10-ARGGRND (for Argentina) 50-CBL-L10-BRAZIL (for Brazil) ACC-L10LINECORD-IN (for India) ACC-L10LINECORD-TW (for Taiwan) ACC-L10LINECORD-JP (for Japan) ACC-L10LINECORD-CN (for China)		AC Line Cord for Power Supply	► IEC 320 C5 style Cord	
450143		Cigarette Lighter Adapter (CLA) to Vehicle Docks, for 12V vehicles	► Typically used to connect Vehicle Docks to vehicles providing 12V power via their cigarette lighter adapter. ► 5.5 x 2.5mm barrel jack connector. ► 12-14V input	
450019		Cigarette Lighter Adapter (CLA) to Vehicle Docks, for 12-32V vehicles	► Typically used to connect Vehicle Docks (300142, 300144 or 300140) to vehicles providing 24V power via their cigarette lighter adapter. ► This cable kit replaces the Cigarette Lighter Adapter included on the Vehicle Dock. ► 5.5 x 2.5mm barrel jack connector. ► 12-32V input, 13V output ► Can be converted to connect directly to vehicle power using Direct Wire Power Cable (450134).	
450134		Direct Wire Power Cable	► Used to connect Lind Cigarette Lighter Adapter (CLA) for 12-32V vehicles (450019) directly to vehicle power. ► This cable replaces the Cigarette Lighter Adapter cable included with the CLA (450019). ► Kit does not include fuse assembly since the power block on 450019 includes this.	Lind Cigarette Lighter Adapter (CLA) for 12-32V vehicles (450019)

300039		Direct Wire Power Cable Kit to Vehicle Docks	<ul style="list-style-type: none"> ► Used to connect Vehicle Docks (CRD-ET8X-PWRDK1-01 or CRD-ET8X-VEHDK1-01) directly to vehicle power. ► Can connect Vehicle Docks directly to vehicles providing 12-14V power. ► Vehicles providing higher power require additional power converter, shown below. ► Kit includes wiring and fuse assembly. ► 5.5 x 2.5mm barrel jack connector. 	Requires additional power converter if vehicle provides more than 14V (i.e. 450083 or 450084).
CBL-ET-ADPA1-1		VH10/VC8X Power Adapter Cable	<ul style="list-style-type: none"> ► Allows Docks to be powered from legacy Zebra VH10 or VC8X series power cable. ► Forklifts wired for VH10 or VC8X can be easily converted to support ET8X without re-wiring forklift. ► Length of cable is approx 5 ft. (1.5m) 	<ul style="list-style-type: none"> ► Vehicle Power DC Converter (450083) - needed to convert voltage to 13V required by ET8X. ► Direct Wire Power Cable Kit (300039)
ACC-PWRCBL01		LXE/Honeywell Power Adapter Cable	<ul style="list-style-type: none"> ► Allows Docks to be powered from legacy LXE/Honeywell power cable. ► Forklifts wired for LXE/HON VX8, VX9 VM1, VM2, and VM3 can be easily converted to support ET8X without re-wiring forklift. 	<ul style="list-style-type: none"> ► Vehicle Power DC Converter (450083) - needed to convert voltage to 13V required by ET8X. ► Direct Wire Power Cable Kit (300039)
450083		Vehicle Power DC Converter (9-60V)	<ul style="list-style-type: none"> ► Accepts 9-60V (9A max) vehicle power and converts to 13.2V output. ► IEC 60068 Vibration, Shock, Bump, and Salt Mist tested 	Direct Wire Power Cable Kit (300039)
450084		Vehicle Power DC Converter (50-150V)	<ul style="list-style-type: none"> ► Typically used with electric fork lifts. ► Accepts 50-150V (2A max) vehicle power and converts to 13.2V output. ► IEC 60068 Vibration, Shock, Bump, and Salt Mist tested 	Direct Wire Power Cable Kit (300039)
CG-X (3rd party) * http://www.havis.com		Havis Charge-Guard Auto Shutoff Timer	<ul style="list-style-type: none"> ► Automatically turns mobile equipment on when vehicle engine is started. ► When engine is turned off timer can be configured to keep equipment on from 5 seconds to 18 hours. ► Will turn equipment off before pre-set time if voltage drops too low, preventing dead vehicle battery. ► Also disconnects power to equipment if over voltage condition occurs (+18V). ► Diagnostic LED helps troubleshoot voltage problems. ► Compatible with 12V vehicle systems. 	


Battery Charger Power Supplies





Part Number	Picture	Description	Notes	Required Items
-------------	---------	-------------	-------	----------------

CBL-DC-388A1-01		DC Power Cord	<ul style="list-style-type: none"> ► Used along with Power Supply PWR-BGA12V50W0WW to power 4-Slot Battery Charger. ► Cable length is 1.8 meters 	
PWR-BGA12V50W0WW		Power Supply	<ul style="list-style-type: none"> ► Used to power 4-Slot Battery Charger ► 100-240 VAC, 12V, 4.16A, 50W ► Provides US DOE Level VI compliance for power efficiency. ► Replaces PWRS-14000-148R and PWRS-14000-148C 	<ul style="list-style-type: none"> ► DC Line Cord (CBL-DC-388A1-01) ► AC Line Cord (23844-00-00R or country specific version)
KIT-PWR-12V50W		Power Supply Kit	<ul style="list-style-type: none"> ► Includes Power Supply (PWR-BGA12V50W0WW) and DC Line Cord (CBL-DC-388A1-01) 	<ul style="list-style-type: none"> ► AC Line Cord (23844-00-00R or country specific version)
23844-00-00R		AC Line Cord	<ul style="list-style-type: none"> ► This AC Line Cord is for use in North America. See the AC Line Cords by Country TAG for comparable line cords to use in other countries. 	

Keyboards

See External Keyboards Technical Accessory Guide (TAG) for additional keyboard options.

Part Number	Picture	Description	Notes	Required Items
KYB-ET8X-2IN1-US1-01 (US English) KYB-ET8X-2IN1-US2-01 (C1D2 certified, US English) KYB-ET8X-2IN1-UK1-01 (UK English) KYB-ET8X-2IN1-DE1-01 (DE German) KYB-ET8X-2IN1-FR1-01 (FR French) KYB-ET8X-2IN1-FR2-01 (C1D2 certified, FR French) KYB-ET8X-2IN1-ES1-01 (ES Spanish) KYB-ET8X-2IN1-NO1-01 (Nordic)		Companion Keyboard	<ul style="list-style-type: none"> ► Keyboard offers a 2-in-1 laptop / tablet experience providing the mobility of a tablet and notebook-style support for data-intensive tasks. ► Hinged clamshell design allows keyboard to close, protecting the tablet's screen while carrying. ► Friction hinge provides laptop-like experience - when open does not require kickstand. ► Keyboard includes integrated handle for easy portability. ► Compatible with ET8X units with or without Rugged Boot attached. Also allows tablet with keyboard to be used in any dock. ► Includes full travel tactile feedback keyboard with 82 full-size keys and six programmable keys, including red emergency/SOS key. ► Integrated touchpad supports two-finger and three-finger gestures. ► No need to charge the keyboard; it is powered by the tablet and communicates via bottom pin connectors on tablet. ► Keyboard closes to cover tablet display glass for added protection and convenience. ► Keys are backlit with adjustable brightness and color selection. ► IP65 sealing ► For C1D2 Hazardous location certified versions of the ET8X use the C1D2 certified version of the keyboard. 	

various		Other Keyboard options	See External Keyboards Technical Accessory Guide (TAG) for other keyboard options.	
Batteries				
Part Number	Picture	Description	Notes	Required Items
BTRY-ET8X-12IN1-01		Standard Capacity Replacement Battery (5180 mAh / 39.27 WHr)	<ul style="list-style-type: none"> ► This is the main battery that attaches to the back of the ET8X series. ► 39.8 Whr (5180 mAh @ 7.7V) 	
MISC-ET8X-BTDR1-01		Replacement Main/Internal Battery Door	<ul style="list-style-type: none"> ► Replaces the battery door if it gets lost or damaged. ► NOTE: This door is not compatible with the C1D2 Hazardous location certified versions of the ET8X. These tablets must be sent into Zebra Service Center for battery door replacement. 	
BTRY-ET8X-PRPK1-01		Powerpack Battery for Expansion Back 25.8 WHr (3400 mAh @ 7.6V)	<ul style="list-style-type: none"> ► Designed for use with optional Expansion Back accessory. ► Hot swappable enables 24x7 usage ► This battery rapid charges the ET8X's internal main battery. ► Has 5 LED indicators for charge status. ► NOTE: This battery is the same form factor as the ET5X series Powerpack battery but is not compatible. Do not use ET5X Powerpack batteries in the ET8X and do not use ET8X Powerpack batteries in the ET5X series. 	Expansion Back attachment